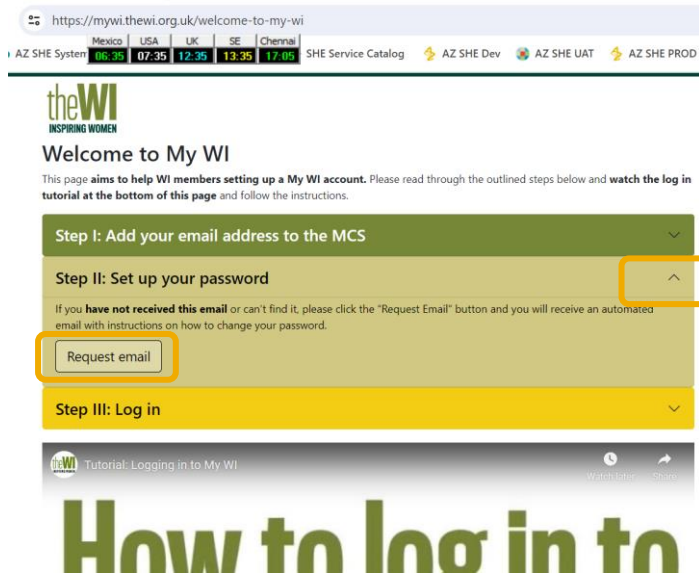


## Sign into My WI

**My WI** is an internet site hosted by National Federation of Women’s Institutes. All WI Members can access this website. There is a lot of content, from WI charitable objectives to recipes and craft projects which are updated every month.

This Tip Card covers how to **Log into My WI**.



Enter this address into the search bar of your web browser (eg Chrome, Google, Safari)

<https://mywi.thewi.org.uk/welcome-to-my-wi>

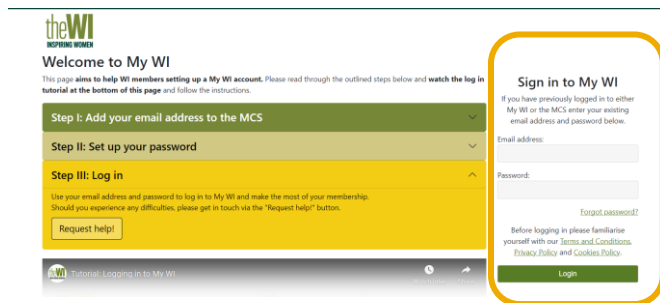
There are 2 steps to creating an account for **My WI**

### 1. Add your email to the MCS

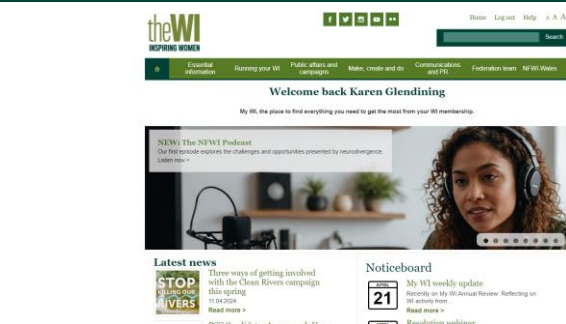
When you joined the WI, you filled in a form for the Membership Communication System (MCS) and will have provided your email address. If you already receive emails from Holmes Chapel WI, then you have completed this step. If you have any doubts, please check with our MCS Officer, Janet Jackson

### 2. Set Up your password

Press the **^** symbol next to Step II and then press the **Request email** button. You will be sent an email with instructions to set your password. Open the email and follow the instructions to set your password.



Use the email you have registered and your new password to sign into **My WI**



You are now logged into the Website

## Find and Use the WI Learning Hub

The **WI Learning Hub** offers members the opportunity to learn new skills, expand current understanding, and engage in a variety of topics that are relevant to everyday life, either in the comfort of their own homes or with their WI.

Anyone can access the WI Learning Hub. Non-members must pay a fee to participate in the courses, but most courses are free for WI members.

This Tip Card covers how to **Find and use the WI Learning Hub**.



Enter this address into the search bar of your web browser (eg Chrome, Google, Safari)

<https://learninghub.thewi.org.uk/>

If you would like to receive a weekly email with information on up-coming sessions click the **Follow Us** button. You can also follow **WI Learning Hub** if you use Facebook- they do a weekly post of up-coming courses

The **Menu** button in the top right of screen lists different types of courses

**Live Courses**- these courses are broadcast on Zoom or Teams, and you can interact with the Trainer and other participants

**Access Anytime**- these are recordings of previous broadcasts (content is usually available for 7 days) and specifically pre-recorded one-off courses

**Study Courses**- These are courses which run over several weeks and months, so you can learn in more depth



### Craft : Pat's Little Strip Bag

Paid Member: £0.00

Starts: Wednesday, 08 May 2024 at 6:00PM  
Ends: Wednesday, 08 May 2024 at 7:00PM

Available spaces: 480  
Host: Pat Lumsdale

Join Pat as she demonstrates how to make her Little Patchwork Strip Bag.

This size is suitable for a rotary cutter and scissors. The same technique can be used for a larger bag for kindle or tablet.

Please note, this session will be recorded and available to view after the session within 48 hours of it taking place. You will be able to locate it under our Access Anytime courses list and you will be able to watch it flexibly in your own time for the subsequent 7 days.

Read more

Book now

### Booking on a live course

Browse the menu to find a course you fancy and click on it for more detail

If you decide to sign up for a live course scroll to the bottom of the page and click **Book now**

Choose Quantity



### Craft : Pat's Little Strip Bag

Join Pat as she demonstrates how to make her Little Patchwork Strip Bag. This size is suitable for a rotary cutter and scissors. The same technique can be used for a larger bag for kindle or tablet.

Instructions and Zoom log in details will be included at the bottom of your confirmation email after you have registered. (If you do not receive a confirmation email please check your spam/junk email boxes or sign into the 'Your Account' section of the Learning Hub website to retrieve all of your booking and course information)

Materials

£5.00 (incl. VAT)  
Number of Participants  
+ -

Choose the number of tickets as 1 (each person should book their own tickets)

It looks like there will be a charge at this stage, but that will reduce to £0 once they know you are a member

Dates Available

08/05/2024 18:00 to 19:00

The WI Learning Hub

480 Spaces Left

Select

Scroll down the screen and press **Select** to confirm the date of your course

At this time a booking summary will show, still looking like there is a charge for the course. Don't Worry!

Press **Continue**

### Booking Items

Booking Items	Cost
Participant 1	£ 5.00
1 x Craft : Pat's Little Strip Bag	£ 5.00
Date/Times	
08/05/2024 18:00 to 19:00 at The WI Learning Hub	
VAT:	£ 0.00
Total (inc. VAT):	£ 5.00

Continue

### Booking Items

Booking Items	Cost
Participant 1	£ 5.00
1 x Craft : Pat's Little Strip Bag	£ 5.00
Date/Times	
08/05/2024 18:00 to 19:00 at The WI Learning Hub	
VAT:	£ 0.00
Total (inc. VAT):	£ 5.00
Payable Now:	£ 5.00

Please enter your gift voucher code if applicable

Back

Continue Shopping

Checkout

Now you have a chance to enter a Discount Code, and it still looks like the charge is £5. Still don't worry!

Press **Checkout**

This is where your Log in details for **My WI** are used

Enter the email address that you use for My WI.

The first time you book a course, Select No under Do you have a Password. You will be guided through how to set one up later in the booking process

After the first time, use your password for the WI Learning Hub (you need to click the Yes, my password is button). This is a different password than My WI

Tick the terms and conditions box, and **Continue to Summary**

Booking Items	Cost
▼ Mrs Karen Gleadling	£ 0.00
1 x Craft - Pat's Little Strip Bag	£ 0.00
▼ Date/Times	
08/05/2024 18:00 to 19:00 at The WI Learning Hub	
<hr/>	
VAT:	£ 0.00
Total (inc. VAT) :	£ 0.00
Payable Now:	<b>£ 0.00</b>

Finally, the cost shows as £0, because you've logged in with the email address registered with MCS and they know you are a member!

Click **Checkout** to confirm the booking

Follow the same process for each booking- for example, if you attended a live course, and then want to see the playback you need to look in the Access Anytime list and "buy" the playback